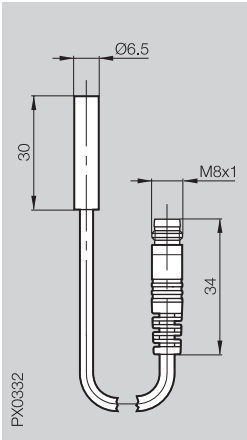
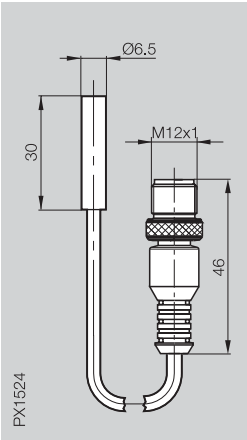
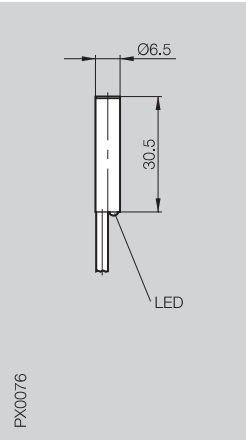
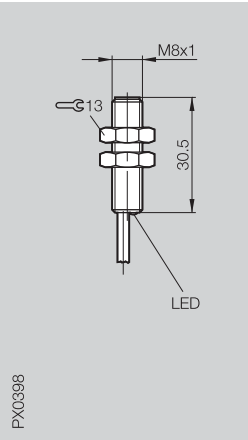
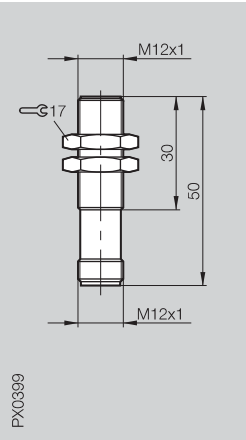





BMF 07M	BMF 07M	BMF 07M	BMF 08M	BMF 12M
Ø 6.5 mm	Ø 6.5 mm	Ø 6.5 mm	M8x1	M12x1
				
BMF 07M-PS-D-2-S49-	BMF 07M-PS-D-2-S 4-	BMF 07M-PS-C-2-KPU-	BMF 08M-PS-C-2-KPU	BMF 12M-PS-D-2-S 4
BMF 07M-NS-D-2-S49-		BMF 07M-NS-C-2-KPU-	BMF 08M-NS-C-2-KPU	BMF 12M-NS-D-2-S 4
1.2 kA/m	1.2 kA/m	1.2 kA/m	1.2 kA/m	1.2 kA/m
≥ 2 kA/m	≥ 2 kA/m	≥ 2 kA/m	≥ 2 kA/m	≥ 2 kA/m
≤ 45 %	≤ 45 %	≤ 45 %	≤ 45 %	≤ 45 %
≤ 0.3 %/°C	≤ 0.3 %/°C	≤ 0.3 %/°C	≤ 0.3 %/°C	≤ 0.3 %/°C
≤ 0.05 ms	≤ 0.05 ms	≤ 0.05 ms	≤ 0.05 ms	≤ 0.05 ms
≤ 0.05 ms	≤ 0.05 ms	≤ 0.05 ms	≤ 0.05 ms	≤ 0.05 ms
10...30 V DC	10...30 V DC	10...30 V DC	10...30 V DC	10...30 V DC
≤ 3.1 V	≤ 3.1 V	≤ 3.1 V	≤ 3.1 V	≤ 3.1 V
75 V DC	75 V DC	75 V DC	75 V DC	75 V DC
200 mA*	200 mA*	200 mA*	200 mA*	200 mA*
≤ 30 mA	≤ 30 mA	≤ 30 mA	≤ 30 mA	≤ 30 mA
≤ 80 µA	≤ 80 µA	≤ 80 µA	≤ 80 µA	≤ 80 µA
yes	yes	yes	yes	yes
yes	yes	yes	yes	yes
≤ 1 µF	≤ 1 µF	≤ 1 µF	≤ 1 µF	≤ 1 µF
-25...+70 °C	-25...+70 °C	-25...+70 °C	-25...+70 °C	-25...+70 °C
DC 13	DC 13	DC 13	DC 13	DC 13
IP 67	IP 67	IP 67	IP 67	IP 67
Nickel plated brass	Nickel plated brass	Nickel plated brass	Nickel plated brass	Nickel plated brass
Cable with connector, PUR	Cable with connector, PUR	Cable, PUR	Cable, PUR	Connector
		3x0.14 mm ²	3x0.14 mm ²	
cULus	cULus	cULus	cULus	cULus
BKS-_ 48	BKS-_ 19			BKS-_ 19/BKS-_ 20

3.2

Operating distance magnet sensor

Magnet type	Samarium cobalt	Hard ferrite	Strontium ferrite
			
Ordering code	620260	620961	709084
Housing size	16x12 mm	Ø 10 mm	Ø 4 mm
Height	3 mm	10 mm	5 mm
Assured operating distance S _a	28 mm	15 mm	5 mm
Hysteresis	8 mm	2 mm	2 mm

Assured switching is given from 0 mm to the operating distance indicated in the table. The given switching distances are determined from series measurements and should be considered a starting point for selecting a suitable magnet.