














Tool Icon	Name	Description	Example (Click image to zoom)
	Brightness	Calculates the average intensity of the pixels in the region of interest (ROI).	
	Contrast	Calculates the ratio of the lightest to the darkest pixels in the ROI.	
	Contour	Searches for the taught outline or contour image in the ROI.	
	Edge Count	Counts the number of edges inside the ROI.	
	Width	Measure the distance between two edges in pixels like a caliper tool.	
	Pattern Match	Searches for the taught pattern (this is the pattern in the ROI) inside the search area.	
	Position	Locates the position of a horizontal edge in pixels within the ROI.	